

IMPORTANT: FAILURE TO INSTALL AND FINISH THIS PRODUCT IN ACCORDANCE WITH APPLICABLE BUILDING CODES AND JAMES HARDIE WRITTEN APPLICATION INSTRUCTIONS MAY LEAD TO PERSONAL INJURY, AFFECT SYSTEM PERFORMANCE, VIOLATE LOCAL BUILDING CODES, AND VOID THE PRODUCT ONLY WARRANTY.

1. Scope

This document covers the application of Hardieplank™ lap siding to masonry construction complying with local building codes, using Concrete Masonry Units (CMU) complying with ASTM C 90. This document is supplemental to the Hardieplank lap siding installation requirements (all the general requirements prescribed in that document must be followed).

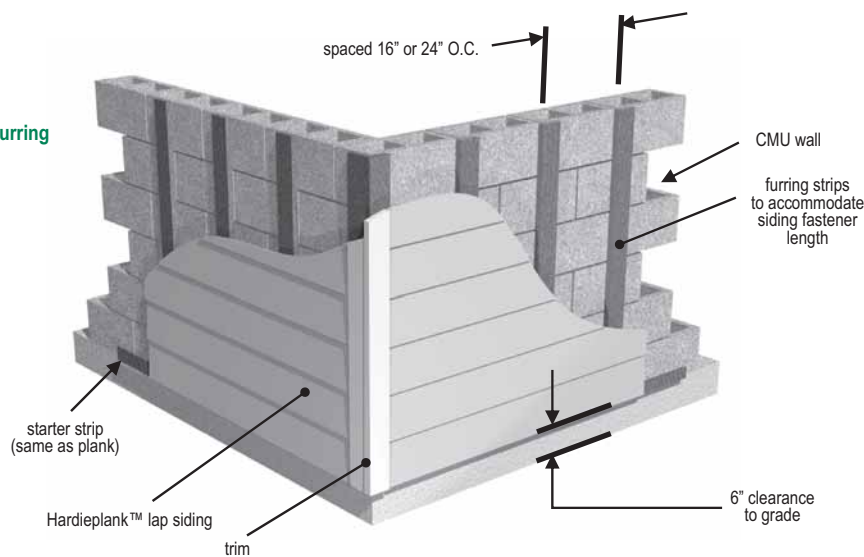
2. Methods of Attachment of Siding

1. Attach over furring with adequate thickness to allow attachment with approved fastening methods according to local building codes and code compliance documentation. Furring must be attached to ensure it can transfer the wind loads on the siding back to the structure.
2. Attach directly to masonry with approved fastening methods according to local building codes and code compliance documentation.

• Refer to and follow local building codes for water resistive barrier requirements.

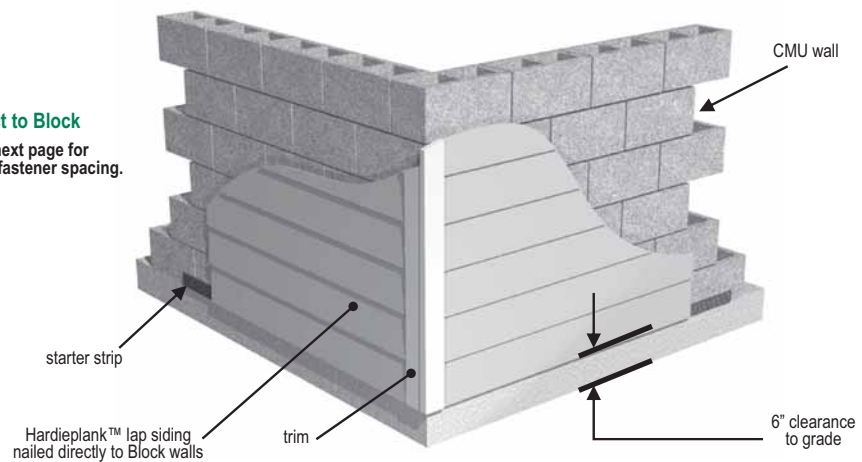
Method 1 - Over Furring

• Refer to NER 405.



Method 2 - Direct to Block


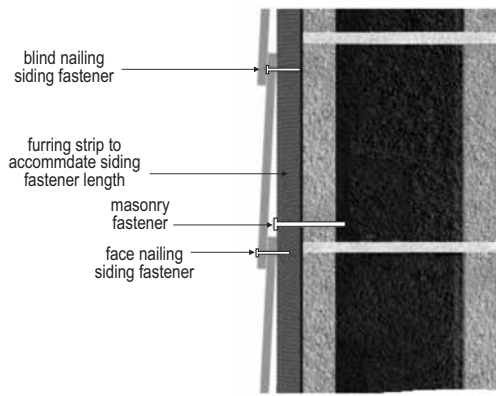
• Refer to table on next page for fastener type and fastener spacing.



WARNING: AVOID BREATHING SILICA DUST

James Hardie® products contain respirable crystalline silica, which is known to the State of California to cause cancer and is considered by IARC and NIOSH to be a cause of cancer from some occupational sources. Breathing excessive amounts of respirable silica dust can also cause a disabling and potentially fatal lung disease called silicosis, and has been linked with other diseases. Some studies suggest smoking may increase these risks. During installation or handling: (1) work in outdoor areas with ample ventilation; (2) use fiber cement shears for cutting or, where not feasible, use a Hardieblade™ saw blade and dust-reducing circular saw attached to a HEPA vacuum; (3) warn others in the immediate area; (4) wear a properly-fitted, NIOSH-approved dust mask or respirator (e.g. N-95) in accordance with applicable government regulations and manufacturer instructions to further limit respirable silica exposures. During clean-up, use HEPA vacuums or wet cleanup methods - never dry sweep. For further information, refer to our installation instructions and Material Safety Data Sheet available at www.jameshardie.com or by calling 1-800-9HARDIE (1-800-942-7343). FAILURE TO ADHERE TO OUR WARNINGS, MSDS, AND INSTALLATION INSTRUCTIONS MAY LEAD TO SERIOUS PERSONAL INJURY OR DEATH.

SD059805



3. Methods of Attachment of XLD® Trim

XLD® trim can be attached using hardened finish nails designed for masonry. For additional information, refer to Hardietrim™ XLD Boards Installation Requirements.

ICC – IBC® & IRC®/2006 Allowable Fastener Spacing (in.) Hardieplank™ Lap Siding fastened to ASTM C 90 Concrete Wall

Basic Wind Speed	Building Height (feet)	<6½-inch wide Exposure			7¼- & 7½-inch wide Exposure			8- & 8¼-inch wide Exposure			9¼- & 9½-inch wide Exposure		
		B	C	D	B	C	D	B	C	D	B	C	D
100 mph	0-15	24	24	24	24	24	24	24	24	21	24	23	19
	20	24	24	24	24	24	23	24	24	20	24	21	18
	30	24	24	24	24	24	21	24	22	19	24	20	17
	40	24	24	23	24	24	20	24	21	18	24	19	16
	50	24	24	22	24	22	19	24	20	17	24	18	15
	60	24	24	22	24	22	19	24	19	17	23	17	15
110 mph	0-15	24	24	22	24	24	19	24	21	17	23	19	15
	20	24	24	21	24	22	18	24	20	16	23	18	15
	30	24	24	20	24	20	17	24	18	15	23	16	14
	40	24	22	19	24	19	16	23	17	15	21	15	13
	50	24	21	18	24	18	16	22	16	14	20	14	12
	60	24	20	18	23	18	15	21	16	14	19	14	12
120 mph	0-15	24	23	19	24	20	17	21	18	15	19	16	13
	20	24	22	18	24	19	16	21	17	14	19	15	12
	30	24	20	17	24	17	15	21	15	13	19	14	12
	40	24	19	16	22	16	14	20	14	12	18	13	11
	50	24	18	16	21	16	13	18	14	12	17	12	11
	60	23	17	15	20	15	13	18	13	11	16	12	10
130 mph	0-15	24	20	16	21	17	14	18	15	12	16	14	11
	20	24	19	15	21	16	13	18	14	12	16	13	11
	30	24	17	14	21	15	12	18	13	11	16	12	10
	40	22	16	14	19	14	12	17	12	11	15	11	9
	50	21	15	13	18	13	11	16	12	10	14	11	9
	60	20	15	13	17	13	11	15	11	10	13	10	9
140 mph	0-15	21	17	14	18	15	12	16	13	11	14	12	10
	20	21	16	13	18	14	12	16	12	10	14	11	9
	30	21	15	12	18	13	11	16	11	10	14	10	9
	40	19	14	12	16	12	10	15	11	9	13	9	8
	50	18	13	11	15	11	10	14	10	9	12	9	8
	60	17	13	11	15	11	10	13	10	9	12	9	8
150 mph	0-15	18	15	12	16	13	11	14	11	9	12	10	8
	20	18	14	12	16	12	10	14	11	9	12	10	8
	30	18	13	11	16	11	9	14	10	8	12	9	7
	40	16	12	10	14	10	9	13	9	8	11	8	7
	50	15	12	10	13	10	9	12	9	8	11	8	7
	60	15	11	10	13	10	8	11	8	7	10	8	7

Notes to Table:

- Fasteners shall be ET&F Fastening Systems, Inc. ET&F block Nail (ET & F No. ASM-144-125, head dia. = 0.30 in., shank dia. = 0.14 in., length = 1.25-in. long) or Max System block Nail (CP-C 832 W7-ICC, head dia. = 0.30 in., shank dia. = 0.15 in., length = 1.3 in.) or Aerosmith® block nail (5323HP, head dia. = 0.30 in., shank dia. = 0.144 in., length, 1.25in.) .
- Maximum basic wind speed shall be 150 mph.
- Interpolation to address building height and other plank widths is permitted.
- The lap conceals the fasteners of the previous course (Blind Nailed).
- 1 inch = 25.4 mm, 1 foot = 305 mm, 1 mph = 0.44 m/s

RECOGNITION: In accordance with the 2006 International Building Code® and 2006 International Residential Code® for One- and Two-Family Dwellings HardiePlank™ Lap Siding is recognized as fiber-cement siding. Supplementary code compliance details are found in ICC-ES Legacy Report NER-405.

© 2007 James Hardie International Finance B.V. All rights reserved. TM, SM, and ® denote trademarks or registered trademarks of James Hardie International Finance B.V. ® is a registered trademark of James Hardie International Finance B.V.

Additional Installation Information,
Warranties, and Warnings are available at
www.jameshardie.com



Aerosmith is a registered trademark of HKN International, LLC.